



Look at each picture. Find and mark the angles when you see them.




Draw the following angles.


*Draw a right
angle.*



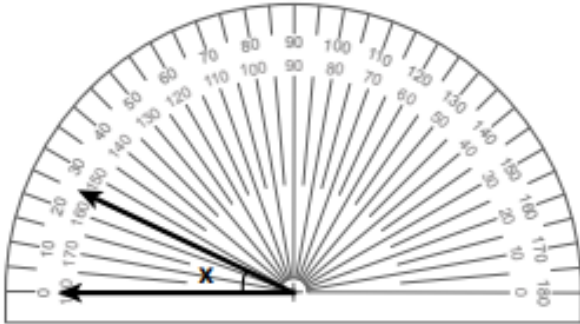
*Draw an angle less
than a right angle.*



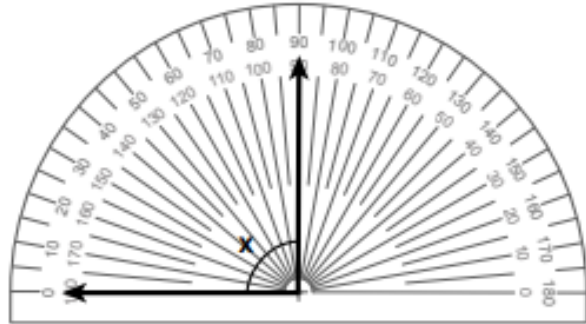
*Draw an angle more
than a right angle.*



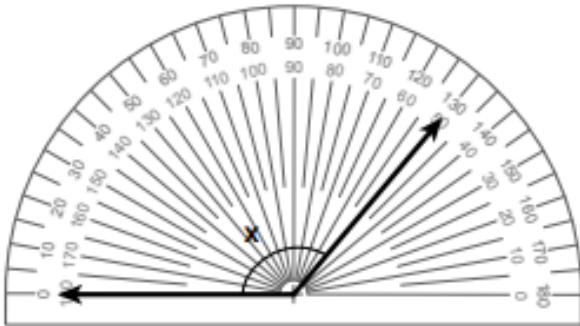
Directions: There are four types of angles: acute, right, obtuse, and straight. Measure the following angles using the protractor provided. Then name the type of angle.



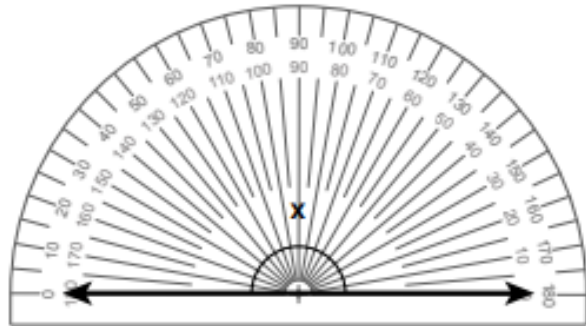
x: _____ Angle type: _____



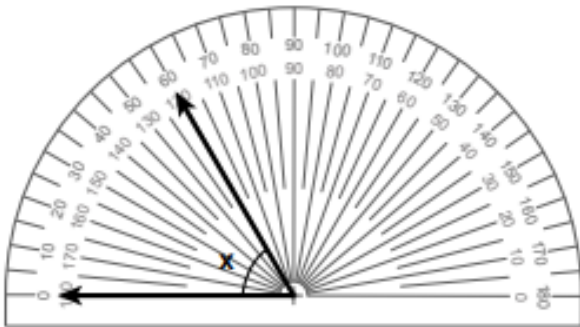
x: _____ Angle type: _____



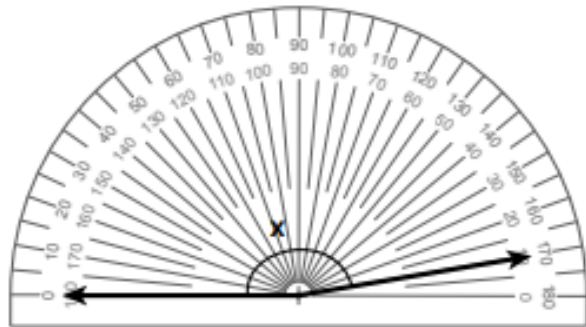
x: _____ Angle type: _____



x: _____ Angle type: _____



x: _____ Angle type: _____



x: _____ Angle type: _____