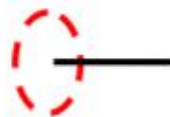


GEOMETRY



KINDS OF ANGLES



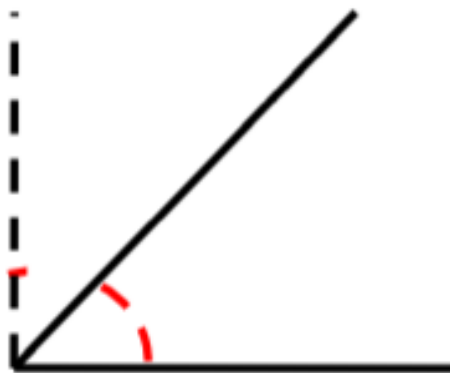
When a ray, after wheeling a complete turn, is superimposed on the other ray, it forms an angle called a *whole angle*.



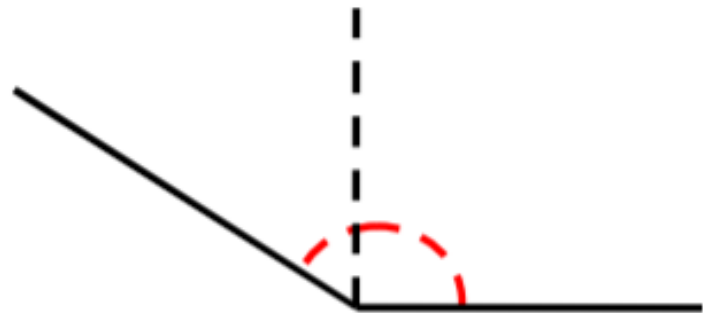
When two rays forming an angle are a prolongation of each other, they form a *straight angle*.



The angle which is one-half of a straight angle is called a *right angle*.



When an angle measures less than a right angle it is called an *acute angle*.



When an angle measures more than a right angle but less than a straight angle, it is called an *obtuse angle*.